


moda
2017 BLOCK-OF-THE-WEEK



BLOCK
HEADS

Block 19: Night Flight - Kansas Troubles Quilters, Lynne Hagmeier, Designer

Use (4) dark and (4) light fabrics. Fabrics are listed in order of use.

KT Layered Patchwork

A - (4) squares, 3 1/2" x 3 1/2" ☒ (ASSORTED DARKS)

B - (8) rectangles, 2" x 3 1/2" (ASSORTED LIGHTS)

☒ = cut twice diagonally from corner to corner;

keep (1) triangle from each A square.

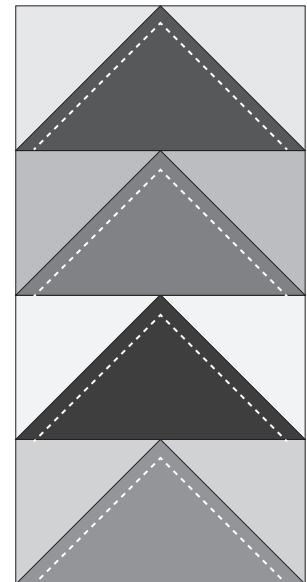
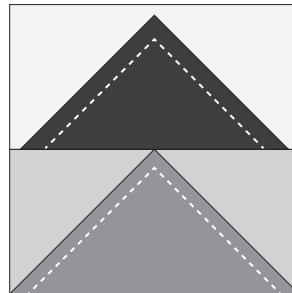
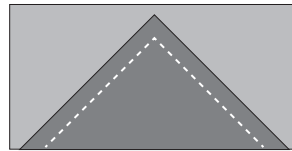
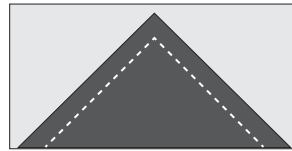
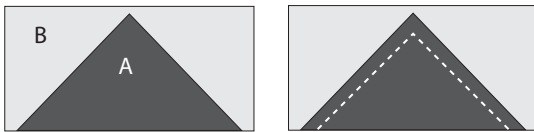
2. Sew Flying Geese units from Step 1 into a row, as shown. Press seams toward tops of units to create the Night Flight block measuring 3 1/2" x 6 1/2".

Assembly

1. Layer (1) A triangle on (1) B rectangle, right sides up and **aligning the bottom edges**; glue in place.

Note: The top point of triangle A will be 1/4" from the top of the B rectangle.

Topstitch 1/8" from bias edge of triangle with coordinating cotton thread. Make (4) Flying Geese units.



moda 2017 Block Heads Participating Designers

Lynne Hagmeier of Kansas Troubles

<http://kansastroublesquilters-lynn.blogspot.com/>

Jan Patek

<http://www.janpatekquilts.com/>

Jo Morton

http://jomortonquilts.com/jos_journal/

Lisa Bongean

<http://lisabongean.com/>

Betsy Chutchian

<http://betsysbestquiltsandmore.blogspot.com/>

Carrie Nelson

<http://blog.modafabrics.com/>


Share your blocks on social media #modablockheads

moda

MODAFABRICS.COM

#showmethemoda

moda
2017 BLOCK-OF-THE-WEEK



**BLOCK
HEADS**

Block 19: Night Flight - Kansas Troubles Quilters, Lynne Hagmeier, Designer

Use (4) dark and (4) light fabrics. Fabrics are listed in order of use.

Traditional Patchwork

- A - (16) squares, 2" x 2" (LIGHT)
B - (8) rectangles, 2" x 3 1/2" (DARK)

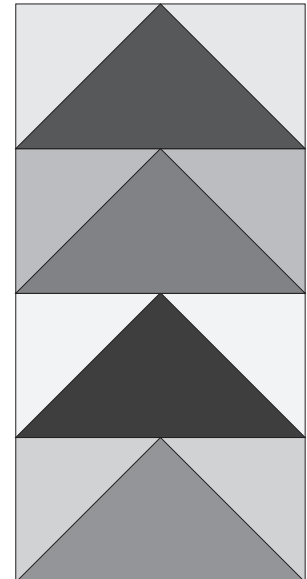
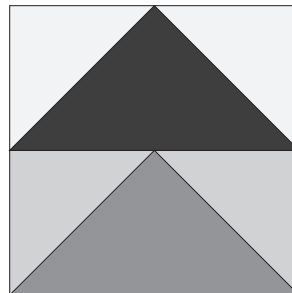
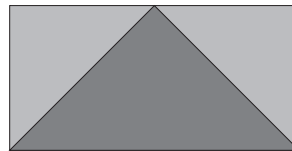

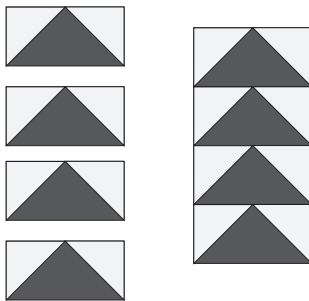
3. Join Flying Geese rows from Step 3 to complete the block as shown. Press seam in one direction - or press it open. Block will measure 6 1/2" x 6 1/2".

Assembly

1. Layer (1) A square on one end of (1) B rectangle; pin in place. Stitch diagonally across A square. Trim to a 1/4" seam allowance and press toward B. Repeat for opposite end of B, as shown. Make (8) Flying Geese units.



2. Pin and sew together (4) Flying Geese units from Step 1; press toward top unit. Make (2) units.



moda 2017 Block Heads Participating Designers

Lynne Hagmeier of Kansas Troubles
<http://kansastroublesquilters-lynn.blogspot.com/>

Jo Morton
http://jomortonquilts.com/jos_journal/

Betsy Chutchian
<http://betsysbestquiltsandmore.blogspot.com/>

Jan Patek
<http://www.janpatekquilts.com/>

Lisa Bongean
<http://lisabongean.com/>

Carrie Nelson
<http://blog.modafabrics.com/>

Share your blocks on social media #modablockheads

moda

MODAFABRICS.COM

#showmethemoda