

BLOCK HEADS

ROUND 2





WHAT YOU'LL NEED

For fabric choices refer to the block diagram

A: 5 squares 2 1/2" x 2 1/2"


B: 8 rectangles 2 1/2" x 1 1/2"

2. Arrange four strip units and A squares into three rows as shown. Sew the units into rows and press. Join the rows and press to complete the block. Block measures 6 1/2" x 6 1/2".



ASSEMBLY

1. Sew two B rectangles together and press to make a strip unit that measures 2 1/2" x 2 1/2". Make four units.



ALTERNATIVE COLOR WAY

Click to connect with us



2018 Block Heads
Participating Designers
For more info about the designer click on their name

Share your blocks on social media
[#modablockheads](#)
[#showmethemoda](#)

[Betsy Chutchian](#)
[Brigitte Heitland of Zen Chic](#)
[Carrie Nelson](#)
[Corey Yoder](#)
[Jan Patek](#)
[Jo Morton](#)
[Laurie Simpson](#)
[Lisa Bongeant of Primitive Gatherings](#)
[Lynne Hagmeier of Kansas Troubles](#)
[Barbara & Mary of Me & My Sister Designs](#)
[Sherri McConnell](#)
[Stacy Iest Hsu](#)
[Vanessa Goertzen of Lella Boutique](#)